

**BASS INTRO**

**G G(2) G G(2)**  
**DO DO-DE-DO D0-DE-DO DO-DE-DO-DE-DO-DO**

**G G(2) G G(2)**  
**DO DO-DE-DO D0-DE-DO DO-DE-DO-DE-DO-DO**

**D(2) D6 D(2) D6**  
**DO DO-DE-DO D0-DE-DO DO-DE-DO-DE-DO-DO**

**D(2) D6 D(2) D6**  
**DO DO-DE-DO D0-DE-DO DO-DE-DO-DE-DO-DO**

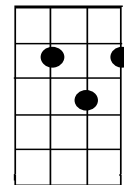
**G G(2) G G(2)**  
**DO DO-DE-DO D0-DE-DO DO-DE-DO-DE-DO-DO**

**G G(2) G G(2)**  
**DO DO-DE-DO D0-DE-DO DO-DE-DO-DE-DO-DO**

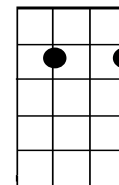
**D(2) D6 D(2) D6**  
**DO DO-DE-DO D0-DE-DO DO-DE-DO-DE-DO-DO**

**D(2) D6 D(2) D6**  
**DO DO-DE-DO D0-DE-DO DO-DE-DO-DE-DO-DO**

**GGGG DDDD GGGG DD DD DDDDDD/**

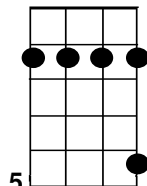


**G**



LIFT 3RD FINGER ON G CHORD

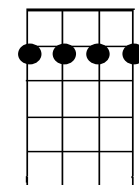
**G(2)**



5  
**ALT D(2)**

BAR INDEX FINGER

LITTLE FINGER



**D6**

BAR INDEX FINGER

LIFT LITTLE FINGER ON D(2) CHORD

**CHORD ALT D(2) IS THE SECOND POSITION FOR THE D CHORD**

**CHORD G(2) IS G CHORD WITH 3<sup>RD</sup> OR RING FINGER LIFTED**